



The Royal School
Wolverhampton

The Royal School – Snow Day Activities – Day 1 of school being closed

For your first day off school, we have created these fun activities to keep you busy and enjoying the snow. Have a go and have fun!

Can you complete a row of activities on this snow day bingo card?

Read a book (or a chapter from a book) that has a snowy setting or character.	Build a snowman.	Make a paper plate snowflake or snowman decoration.	Tidy your bedroom.	Aim a snowball at a target.
Write an acrostic poem for the word 'snow'.	Help to shovel some snow from a pathway or driveway.	Put on some thick winter gloves.	Go on a wintry walk.	Put some food out for the birds.
Wear a woolly hat.	Play a board game.		Drink a hot chocolate.	Make a snow angel.
Ride on a sledge.	Dance to a snowy song.	Write an imaginary story about a snow day adventure.	Wrap yourself up in a blanket or duvet.	Make some footprints in the snow.
Make a wintry collage using clippings from newspapers and magazines.	Have a snowball fight (but be careful!).	Build a snow fort (or a warm inside fort made from blankets).	Carefully, use white paper and scissors to create a symmetrical snowflake.	Catch a snowflake on your tongue.


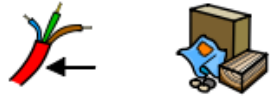



Science – Snow Investigation!

- Make a pile of 5 snowballs exactly the same size and weight.
- Wrap each in different **insulating materials** e.g. bubble wrap, clothing etc. and place on a plate.
- **Estimate** the time it will take for each to defrost and make a **prediction** as to which will melt the fastest and slowest.
- Place together in a room and start timing.
- Take a photo of all the estimated times and then create a results table with the actual times.
- Think about what you can **conclude** from the results. Which materials were the best insulators?



Insulating Material	Estimated time to melt	Actual time to melt
Bubble wrap	38 minutes	47 minutes

An example

 Glossary	
 Insulating material	A material that reduces or prevents the transmission of heat or sound or electricity.
 Estimate	Roughly calculate or judge the value, number, quantity, or extent of.
 Prediction	A prediction is a guess what might happen based on observation. When making a prediction it is important to look at possible patterns and current observations
 Conclude	A conclusion sums up what has been found out during an investigation. A conclusion should be clearly structured and explained using scientific knowledge

An A-Z of Snow and Ice

Amazing Fact

The Sami people, who live in the northern tips of Scandinavia and Russia, use at least 180 words related to snow and ice.

Challenge

How many words can you think of related to snow and ice?

Can you think of one for each letter of the alphabet?



You could also try to find out:

- what some of their words are;
- about other languages who have a lot of words for things we only have one for;
- how language affects the perception of colour.

A _____

B _____

C _____

D _____

E _____

F _____

G _____

H _____

I _____

J _____

K _____

L _____

M _____

N _____

O _____

P _____

Q _____

R _____

S _____

T _____

U _____

V _____

W _____

X _____

Y _____


Z _____

My Snow Day

What happened when you woke up?



What was the view from your window like?



How did you feel about the 'good news' that you had a day off from school?




Describe the weather where you live.









What was your favourite part of your snow day?










What did you miss about school?





 Either  go  outside or  search the  internet to  make a

 photo  montage of snow  pictures from  your  local area or

 further  away.

